


Rochester Hatchery

2022



PHONE (780) 307-3622 FAX (780) 307-3623 TF LINE 1-888-698-3965

WEBSITE: www.rochesterhatchery.com

E-MAIL: customerservice@rochesterhatchery.com

9420 - 109 Street Westlock, AB T7P 2R4

© 2022 (all rights reserved)



Index



Bantams	13
Biosecurity	3
Books	22
Brooder Supplies	17
Letter to the customers	2
Dual Purpose Breeds	11
Equipment	15-22
Egg Laying Supplies	19
Feeders	18
Heritage Breeds	12-13
Heritage Breeds Order Form	14
Hybrid Layers	9
Incubators	15-16
Making your Own Feed	8
Meat Birds	8
Miscellaneous Equipment	20-21
Nests	19
Order Form	23
Pheasant	10
Poultry Processing	21
Preparing for Your Chicks	4-5
Light and Feed recommendations for laying hens	7
Turkeys	10
Waterers	17-18

List of Agents -Back Cover



Dear Poultry Enthusiast,

It is difficult to believe that we are facing a third growing season with covid hanging over us! There have also been many environmental challenges in the past year affecting agriculture, including extreme temperatures and floods. This has impacted feed prices in all livestock sectors, and thus the increase to many products. It has become very clear in the past year that food shortages are real; with much fresh produce selection and availability affected. Growing your own or buying locally grown produce, has become more important than ever.

For our part, we continue to maintain the same selection of breeds as 2021, with greater availability of the heritage birds. We anticipate very limited supply of the popular Western Rustics, which make a great substitute for the faster growing broilers, so be sure to order early.

As always, we operate with a very high level of bio-security and monitoring in our state of the art, federally registered hatchery. Unlike many other suppliers, we hatch the chicks that we sell. We are your best assurance of quality.

All of us at Rochester Hatchery wish you a safe, healthy and productive year! Thank you for your continuing support.

Al Kesh

*Al Keshwani
President*



1. Purchase your chicks from federally registered hatcheries.
2. Have a clean and disinfected facility.
3. Be clean and showered with clean clothes, especially if you have been off your premises.
4. Do not house baby chicks in the same building as adult birds. Always attend to the youngest birds moving up to the oldest, changing coveralls and cleaning & disinfecting footwear between. Keep a pair of boots for poultry barn use only.
5. Know who your visitors are and where they come from. If they have birds of their own, they should not enter your premises without having showered and changed.
6. Offer your visitors some clean coveralls and boots if they must enter your bird area.
7. If you have a bird that appears sick or dies under unknown circumstances, submit it to your veterinarian for examination or referral to the provincial government laboratory for testing.
8. Keep your facility clean and utilize one or more methods of rodent control.
9. Be sure that all equipment, whether new or used, is cleaned and disinfected prior to use.
10. It is best to only bring day-old chicks or hatching eggs onto your premises. Older birds are more likely to carry disease, even if they appear healthy. Responsible growers will practice good biosecurity themselves and will operate a "closed flock," meaning they do not introduce older birds to the flock.

Enjoy your birds!

IMPORTANT

1. 100% live arrival is guaranteed provided shipment is checked when received and any loss is noted in a report signed by the transporter or his agent (do not include extras). Notification to be given within 24 hours.
2. We will credit any *loss occurring within 2 weeks of shipment of day old chicks without question, **providing** the loss (livability) report sent with each shipment is returned to us within 3 weeks of shipment. *Loss over 10% of any one breed must be accompanied by a veterinary report indicating that the loss was a result of poor quality of chicks provided. Do not include extras. Dual purpose and heritage 'Packages' are considered one breed when calculating the 10%.
3. We guarantee 85% accuracy of sexed orders. Unsexed orders are shipped as they come from the incubator. This generally works out to 50% of each sex; however, the ratio in smaller orders of chicks often tends to be uneven.
4. We cannot guarantee that all the Heritage Breeds conform to their breed standards. Nor can we guarantee the ratio of males to females. Heritage breeds are sold straight run only!
5. In all cases we will only be responsible to the extent of the invoiced price of the chicks or poults to the original purchaser only. Split orders between customers do not qualify for our guarantee. We will not be liable for any consequential or incidental damages.
6. We warrant that the poultry described in the order will be in good condition, so far as can reasonably be determined, at the time of delivery by us. Established flock control, egg selection, production, and handling methods (including established sanitary and disease control standards) generally accepted in the industry, are in place. It is understood, agreed and considered reasonable that THERE ARE NO WARRANTIES, EXPRESSED OR IMPLIED, WITH RESPECT TO THE POULTRY OTHER THAN THOSE SPECIFICALLY STATED IN THIS AGREEMENT, AND SELLER SPECIFICALLY DISCLAIMS ANY WARRANT OF MERCHANTABILITY OR FITNESS OF THE POULTRY.
7. By acceptance of the poultry, the buyer acknowledges that the limitations and disclaimers herein set forth are conditions of the sale, and constitute the entire agreement between the parties regarding warranty or other liabilities and the remedy therefore.
8. The purchaser or agent is required to examine the birds and must report any mortalities or other problems to the Hatchery prior to leaving the point of pickup.
9. All orders are F.O.B. Westlock, AB.

PREPARE THE COOP: Your entire chicken coop including all the equipment, must be thoroughly cleaned, washed & disinfected from floor to ceiling & in working order. Do not use creosote-based products for disinfecting as harmful fumes may result. Check for & seal off all drafts, windows, doors & do general building repairs, etc. Do not use plastic to seal the area. It is no substitute for insulation & will cause lack of air flow & high humidity. A dry hen house greatly reduces the risk of Coccidiosis. Leave yourself enough time for the area to dry before putting down fresh bedding. A thin layer of hydrated lime is advisable on dirt floors to maintain dryness.

BEDDING: Cover the floor area with about 10 cm (4 in) straw or 5 cm (2 in) shavings (not sawdust or aromatic woods such as cedar). Never use newspaper, unless mechanically shredded, as it may cause severe leg problems for turkey poults and broiler chicks. Unless the bedding gets wet, avoid changing litter during the growing period. It is better to add litter than to change it, as this will avoid disturbing mold that may have formed beneath.

TEMPERATURE: Warm the area for AT LEAST 24-48 HOURS before the arrival of your chicks. This will ensure that your bedding is warm and dry and allows you to accurately MEASURE THE TEMPERATURE FURTHEST FROM THE HEAT SOURCE DURING THE COLDEST PART OF THE NIGHT (about 4:00 a.m.) as well as during the day. At the outer edge of the brooding area the temperature should be no colder than 30°C (85°F) for chickens or 35°C-38°C (95°F-100°F) for Turkeys, Pheasants & Bantam breeds. It is best to heat the entire room to at least 24°C (75°F) with an additional room heater. This will allow the heat lamps to warm the chick brooding area more efficiently & reduce fluctuations in temperature. For larger brooding areas use more than one thermometer. DO NOT GUESS THE TEMPERATURE. You may find it helpful to use a 'Hi-Low' thermometer in your brooding area; which will record the highest and lowest temperatures reached. This will allow you to see how cold it is getting at the coldest part of the night (about 4:00 a.m.). What is comfortable for you, is most certainly not warm enough for your chicks! BE PRECISE! If your chicks/poults crowd together, especially under the heater, they are too cold. If they are crowding the outer edge, or gurgling, they are too hot. Chilling results in long term problems with hearts, legs & growth rate, especially in broilers and turkeys. The temperature may be reduced after the initial 1-2 weeks by 3°C (5°F) per week to a low of 21°C (70°F) at night.

WHEN YOUR BIRDS ARRIVE: Your birds will be thirsty. Depending on where you live, they may have been in transit up to 36 hours. It is important that the water in the waterers is cooler than the air temperature to ensure that the chicks do not mistakenly get right into the water. Getting wet will chill the chicks & can lead to a disastrous pile up. Monitor the birds closely. It takes 2-3 hours for the birds to adjust to the brooder house temperature. In addition, you may choose to use new 2.5 dozen fiber egg flats for the chicks to drink from for the first 2-4 hours. The small cups of the fiber egg flats provide the chicks a large water surface area without getting soaked.

FEED AND WATER: Chicks should always have food and water in front of them and should not crowd for food. Do not move the feeders and waterers for the first few days. A chick that cannot reach food will pick at the litter, resulting in starve-outs and impacted crops (mortality from this and chilling can be expected at 3 to 6 days). Just before your chicks arrive, set out fresh water, preferably with electrolytes*. For the FIRST DRINK ONLY, add ½ cup of sugar per gallon of water to give them a good start. It is a good idea to dip each bird's beak before releasing the birds. Waterers should be cleaned daily. Your birds should receive commercial starter as recommended. Use one, 24" feeder for every 25 birds & one, 1 gallon fount for every 50 birds. As the chicks get older you can raise your waterer onto a platform of wire or slats. This will prevent the chicks from coming in contact with the damp floor around the waterer. We recommend 25% protein turkey starter for turkeys, bantams & pheasants for the first 8 weeks.

Note: TURKEYS are extremely sensitive to chilling & it is most noticeable in their heart, legs and joints. Turkeys survive best when initially placed with chicks. The chicks 'teach' the turkeys to eat and drink, and the chicks provide body warmth. If you place chicks and turkeys together, feed them a turkey starter. Separate the Turkeys from Broilers/Cornish Giants at 3-4 weeks, so that the chicks can be fed a lower protein ration.

AN OUNCE OF PREVENTION IS WORTH A POUND OF CURE!

*Note: overuse of electrolyte is detrimental to the heart health of your meat birds due to the high salt content. If your birds get chilled at any point, contact your veterinarian immediately about administering a water based antibiotic for 5-7 days & correct your temperature. If you do not react quickly to a chilling situation, your losses can be great and will continue throughout the growing period! This recommendation is from decades of experience with poultry.

BROILERS/CORNISH ROCK GIANTS: Over the last 35 years the broiler has become an exceptionally fast growing bird. As nice as it is to get the meat in the freezer quickly, the speed of growth has brought its own set of problems. These fast growing birds are susceptible to leg problems, heart attacks & ascites (heart valve failure leading to a fluid filled abdomen). There are some ways to minimize these issues.

1. Keep chicks warm and in a small area to start; early chilling, overheating, or huddling will cause continued problems later. Start your chicks at 30°C (85°F) measured furthest from the heat source in the brooding area at chick height.

2. Feed 20% chick starter for 3 weeks; then switch to a 16% pullet grower during the fourth week. Allow 1kg of starter per broiler before switching to grower. Well-balanced chop may be used from the 6th week (See Page 7 "Making Your Own Feed"). **Grains need to be fed with the addition of a poultry supplement!**

3. Ventilation is important from the first day. Add heat lamps if necessary but do not seal up your brooder so that air supply is completely cut off. Increase ventilation as chicks get older. **The air should feel dry, not musty.**

4. Keep the bedding 6 cm-10 cm (2"- 4") deep & dry. We recommend to only replace wet patches of bedding and add bedding to the rest of the floor. This will avoid your chicks chilling and prevent any mold being released into the air from the wet bedding.

5. Restrict feed intake from the 4th day onwards by providing continuous dim light (you should just be able to read a newspaper). Controlled lighting is the best solution. A time clock that will allow 9-12 hours of growing time is ideal. If a black out situation is not possible, then be sure the birds clean out their feeders before refilling. Going too long without food may result in them eating the bedding material.

6. Once the birds are a week old, you should start to move the feeders and waterers further apart from one another. Do this a bit at a time until they are at least 4-

5 feet apart. As your birds grow be sure that they have plenty of room to move around.

BROODING SETUP:

Set up your equipment as shown in the picture. Use 18 inch cardboard brooder guard to make a circle that provides approximately 0.5 square foot/chick.

Use 20 feet of brooder guard for 50 birds; 25 feet for 100 birds; 30 feet for 150 birds; & 35 feet for 200 birds.

Use one, 250 watt red heat bulb for every 50 birds; ensuring that you have a safe and reliable power source. A 4-bulb brooder with a thermostat is best, since it can be adjusted to regulate the temperature. Turn more bulbs on as required to maintain the temperature.

Ambient temperature should be 24°C (75°F). Provide a back up heater as necessary.



Here is a very simple, yet complete set up in which to start out your baby chicks

Start your heat lamps 18 inches from the floor. Use two, 24 inch feeders & one, 1 gallon fount for every 50 birds. The chicks should not require the brooder guard after 7 - 10 days. The area allowed for the chicks should be increased after 2 weeks by 50% & further after four weeks. Pay special attention to the TEMPERATURE information provided on the previous page. Ambient or room temperature should be maintained at 24°C (75°F) for 24 hour temperature control and avoiding those nasty night time lows!

TYPE OF BIRD	STARTING FEED	NUMBER OF WEEKS ON STARTER	WATER ADDITIVE (1 LEVEL TSP/GAL OF WATER)	STARTING BROODER TEMPERATURE
LAYERS DUAL PURPOSE HERITAGE BIRDS RUSTIC	20% CHICK STARTER	8 WEEKS	VITAMIN COMPLEX FOR 5 - 7 DAYS & 2 CONSECUTIVE DAYS PER WEEK FOR SEVERAL WEEKS FOLLOWING	85°F - 90°F 30°C - 32°C
BROILERS CORNISH ROCK GIANTS	20% CHICK STARTER	3 - 4 WEEKS	SAME AS ABOVE	85°F - 90°F 30°C - 32°C
TURKEYS BANTAMS PHEASANTS	25% - 28% TURKEY STARTER	8 WEEKS	SAME AS ABOVE	95°F - 100°F 35°C - 38°C

HOW DO I KNOW IF THE TEMPERATURE IS RIGHT?

Use a **thermometer at chick height** the furthest from the heater the chicks can go. Are your chicks crowding beneath your heat source or just huddling where they are? Are they looking lethargic or do not want to move around or peeping very loudly? **They are too cold!**

If they are keeping to the outer edge or spreading their wings like a helicopter or panting, **they are too hot!** Adjust your heat source accordingly.

If your chicks are running about eating, drinking and peeping calmly? **You have it bang on!**

Start your brooder lamp 45 cm (18") from the floor and raise it according to your chicks age/comfort. Night time temperature lows could be deceiving you! Have some form of supplementary heating in your brooding facility. Ambient room temperature should be 24°C (75°F).

MY CHICKS WERE FINE AND STARTED DYING AT 4 DAYS OF AGE ALL OVER THE PLACE.

TEMPERATURE! The chicks have most likely starved out. If they were not warm enough on their first nights, they may have spent too much of the time trying to stay warm and not enough time finding food and water.

WHY HAVE MY BIRDS GOT PASTY REAR ENDS?

TEMPERATURE! This often occurs due to early chilling. It is important to remove the paste daily with some warm water. If your chicks do not recover within a few days, reassess your environment: it may still be too cold. Also consult your veterinarian as to whether to administer an antibiotic in their water to prevent an opportunistic bacterial infection. If you are growing your birds organically, your temperature control is even more critical.

MY CHICKS ARE DOING GREAT, BUT MY TURKEYS ARE DYING. WHY?

TEMPERATURE! Turkeys need higher temperature than chickens - they may appear well, mixed in with the chicks, but check that they are eating and drinking & that their crops are full. Always use a thermometer!

MY TURKEYS HAVE GONE DOWN ON THEIR KNEES!

TEMPERATURE! TEMPERATURE! TEMPERATURE! The birds have gotten chilled and with turkeys it affects their joints. Make sure your bedding is both dry and thick. Straw is not recommended for turkeys. Wet bedding can also lead to staph infections. Increase temperature! Contact your veterinarian immediately as an antibiotic is likely appropriate to minimize further losses! Cold summer winds & lack of proper nutrition can cause crippling even at 4 months.

Protect yourself and your family!**Tips for the safe handling of chicks and live poultry**

Live poultry (chicks, chickens, poults, turkeys, ducks, and geese) can be a source of potentially harmful microorganisms (germs); therefore, precautions must be taken when handling and caring for them. These germs can spread to you from a bird, its droppings, or from anywhere the bird or its droppings have been. You can get sick if the germs come into contact with your mouth, eyes, or nose.

There are things you can do to help keep yourself, your family and birds safe!

- *Handle only one chick at a time. Hold the chick with both hands, but be careful not to squeeze.
- *Wash your hands thoroughly with soap and water right after touching live poultry or anything around where birds have been.
- *Adults should help children wash their hands. If you can't wash your hands right away, use hand sanitizer until you can wash your hands with soap and water.
- *Adults must supervise children when they handle poultry to make sure they do not put their hands or fingers into their mouths.
- *Children under 5, the elderly, and people with weak immune systems can become sick more easily and therefore should minimize or avoid contact with live poultry and should wash their hands and change their clothing after contact.
- *Keep your face away from the chick. Don't snuggle or kiss the birds. Keep your hands away from your face. Don't eat or drink while handling chicks, and until you have washed your hands.
- *Keep live poultry and poultry equipment outside your home, and away from places where people eat or make food.
- *Practice good biosecurity between different animals and age of flocks, by keeping them separate, changing boots and coveralls between flocks and using disinfecting foot dips at entrances.

MY BIRDS WERE REALLY CHILLED WHEN THEY ARRIVED.

If your birds appear chilled from transport, don't put them directly in the brooder house. Keep them in their box under a heat lamp until they appear comfortable/active. Stay with them watching that they do not overheat. Ensure that they have a multi-vitamin in their water for the first 5 days. Remember, a brooder at the correct temperature will quickly perk up the chicks. Watch your temperature closely. **Always** use a thermometer. Untreated chilling will lead to poor growth and continuous high mortality. The use of antibiotics may be required!

MY BIRDS ARE BIG NOW & I LET THEM OUTSIDE. THEY WERE FINE FOR A WEEK & NOW THEY ARE LOOKING DROOPY. TEMPERATURE!

Was it a cold windy day? Did they get wet? At 4 weeks the birds can go outside, but gauge the weather on a daily basis. Keep in mind that warm days can still end up in chilly nights.

SHOULD I VACCINATE MY BIRDS FOR MAREK'S?

Marek's disease affects the nervous system of the infected poultry. It is transmitted by dander and there is no cure. You can potentially lose up to 80% of your birds if infected. Vaccination is recommended for all laying hens.

MY BIRDS RECEIVED COCCI VACCINE BUT I COULDN'T GET ANY UN-MEDICATED FEED.

Don't panic—it just means that the cocci vaccine has been destroyed & you must continue to feed the medicated feed as if they had not been vaccinated at all.

MY BROILERS WERE DOING SO WELL AND NOW I AM FINDING SOME DEAD ON THEIR BACKS.

They are growing too fast. If they are 3 weeks old, you may change their feed to a poultry grower (this only applies to Broilers.) Place their feeders further apart. Let them finish it all before adding any more. Heart attacks are identified by the position of the body being found on its back. If you can, reduce the number of hours of light they receive. They will sleep instead of eating! Also check feed and water for excess salt content.

MY BROILERS ARE TURNING BLUE IN THE FACE AND ARE STRUGGLING FOR AIR!

They are showing signs of ascites. This is fluid collecting around their heart prior to them having heart failure. Cut down on the number of hours of light; be sure they are on grower not starter. Move your feeders further apart to make them get up and move. Be sure they have plenty of space.

LIGHTING SCHEDULE

- 1) Start your chicks as described on pg 4-5 with 23 hours of bright light.
 - 2) At 3 days of age, start to reduce the number of hours of light by one hour every 2-3 days until down to 10 hours. This may not be possible with a windowed coop.
 - 3) At 14 days reduce the light intensity. Dim to just being able to read a newspaper.
 - 4) Grow to 18 weeks on 10 hours of dim light.
 - 5) At 18 weeks start to increase light by 1 hour per week for 2 weeks. Then ½ hour per week until you have reached 15 hours of light.
- Note: If you raise your spring chicks on natural light in the summer, when it comes to the fall, increase their light by ½ an hour per week until 16 hours is reached.

WATCH OUT!!! WINTER DAYLIGHT REDUCTION, QUALITY OF FOOD, LACK OF WATER OR COLD TEMPERATURES MAY PREVENT YOUR YOUNG HENS FROM COMING INTO LAY, OR RESULT IN YOUR OLDER LAYING HENS GOING INTO A MOLT (SHEDDING THEIR FEATHERS & CEASE LAYING). IF THIS OCCURS, GO BACK TO THE LIGHTING PROGRAM RECOMMENDED & START AGAIN!

PICKING

In poultry, whether young or old, will most often occur if the birds are:

- a) too hot.
- b) too crowded.
- c) short of fresh air.
- d) lack of protein in their feed or
- e) coop is too brightly lit.

Once picking starts it is very difficult to stop. Using Vaseline on their behinds will help prevent further injury and allow the area to heal. Action should be taken promptly when picking is first noticed. Check against the points mentioned above to determine the cause & correct the problem. Darken the coop for birds over 2 weeks of age. For laying birds, we recommend adding curtains to their nest boxes.

If the problem continues, beak treatment may be required. To do so trim the hook off the top beak and cauterize. Also, your birds may have a protein deficiency if they are eating a large amount of snacks from the yard. Eg. Grass, grasshoppers, table scraps, etc. Beak treatment of chicks at day old is not recommended.

A warm, dry, ventilated barn with quality feed and fresh water will minimize your risk of a picking problem developing.

HYBRID LAYERS REQUIRE 18% LAYER RATION. Your birds will suffer burn out after 3 months of lay and will begin to eat their eggs and pick if they have not received appropriate feed.

FEED & WATER SCHEDULE FOR LAYERS

1) Your birds should always have a good supply of fresh water. For the first 8 weeks feed them a good quality chick starter-check the ingredients for poor quality fillers. If your birds are cocci vaccinated, use an unmedicated starter, otherwise it must be medicated with amprolium. The feed should be fine crumbles & they should always have food in front of them.

2) At 8 weeks of age the birds may be gradually changed to a poultry grower. Unless cocci vaccinated, the birds will require the medicated grower until 13-15 weeks of age, at which time they should have developed their own immunity.

3) At the first egg, start to change the feed to a quality 18-19% ration. If you are grinding your own ration, pay careful attention to the balance of grains and 35% concentrate (see Page 8) required for healthy hybrid layers. Dropping your protein level will result in early burn out = picking and egg eating. Dual purpose layers do well on a 17% layer ration.

TROUBLE SHOOTING

Problem: My layers are eating their eggs!

Solution: Check their feed. Most egg eating problems are as a result of an inadequate diet. If you are mixing your own feed, see Page 8. You may also have to darken the coop. DO NOT allow your hens to eat the eggs. Pick the eggs 3 times per day or purchase a rollaway nest. Once your hens develop a taste for the eggs, adequate protein will not stop them from this bad habit. Also dim your lights.

Problem: My chickens lay 10 eggs one day & 33 the next!

Solution: Are they on 24 hours of light? This confuses their internal clock. Consistent restricted light allowance will result in consistent lay. They could also be short of protein, or be too cold. A time clock on your light will keep life easier.

Problem: My chickens are still laying small eggs. Why?

Solution: Check your air and feed quality! Did you grow them on controlled light? Did they come into lay very early? Feed, air, and light all contribute to egg size.

Follow the guidelines on page 4 for starting chicks & continue to maintain your coop at 21°C (70°F) and you will enjoy the benefits of good fresh eggs year round.

The guidelines provided below are recommended when **MAKING YOUR OWN FEED:**


1. Use commercially produced starter ration as recommended on page 5.
2. When switching to your own feed, do so by mixing the starter (after the recommended period for starter) over a period of 4-7 days.
3. Mix your milled grains with 35% poultry supplement as indicated in 4. & 5. If your birds have NOT been vaccinated against Coccidiosis or ARE NOT to be butchered within 2 weeks use medicated poultry supplement..i.e. containing an ionophore antibiotic.
4. Combine milled grains in the following proportions.
Barley 0-15% (hard for birds to absorb)
Oats 0-25% (up to 25 lb for 100 lb feed)
Wheat 65-100% (eg 75 lb for 100 lb feed)
5. Add 35% poultry supplement (PS) to your grain.
Grower for layers - 14 lbs PS + 86 lbs grain = 100 lbs
Laying ration - 25 lbs PS + 75 lbs grain = 100 lb feed
Grower for Broilers - 18 lbs PS + 82 lbs grain = 100 lb feed
Grower for Turkeys - 33 lbs PS + 67 lbs grain = 100 lb feed
6. For best tasting meat, feed milled grain without poultry supplement for 2 weeks prior to butchering.

MEAT BIRDS

Grow them fast for fryers or slow for roasters: they'll always turn out lip-smacking good!

BROILERS (BROI) / CORNISH ROCK GIANTS (BROI)

These are the fastest growing, most efficient meat birds available. Their large breasts and thighs give them a great finish. This hybrid bird is good to butcher at a range of weights. For best results butcher the hens at 5-6 lbs. live weight (6-8 weeks). The roosters can be grown to 8-10 lbs. live weight in 10-12 weeks. The rooster puts more of his initial growth into his frame so he makes a better roaster. Read the special growing recommendations on page 4 & 5. These birds give excellent results under the right conditions, but are harder to raise than dual-purpose birds or Western Rustics.



For best results, use good quality feed! Some feeds have been known to give poor results. Make sure your feed meets the minimum requirements and is pelleted or finely ground!



CORNISH GAME HENS (BROI P)

Everybody's favorite treat! A tasty Cornish game hen is grown in just 4 to 5 weeks. We send you only the sexed hens, which develop a good breast finish. A Cornish hen is butchered at 2½ lbs. live weight. Note: a Cornish game hen is a female broiler!

BROILERS/C.R.GIANTS

Unsexed Each:	1-24:\$4.08	25-49:\$3.08	50-99:\$2.93	100+:\$2.83
Pullets /Cornish Game Hen Each:	1-24:\$4.68	25-49:\$3.68	50-99:\$3.53	100+:\$3.43
Cockerels Each:	1-24:\$4.38	25-49:\$3.38	50-99:\$3.23	100+:\$3.13

THE WESTERN RUSTIC EXCELLENT ALTERNATIVE TO THE COMMERCIAL BROILER!

A hardy slower growing meat bird. Ideal for the backyard flock. These dynamic birds produce fine quality meat. This is a rustic breed compared to highly selected broilers with yellowish skin and tasty meat. Beautiful reddish brown with black highlights on tail. Excellent strong legs! You are going to be amazed at how hardy and resistant to disease these birds will prove to be! 6-7 lbs. live weight at 9-10 weeks.

LIMITED QUANTITIES, BOOK YOURS EARLY!

Western Rustic

Unsexed only	1-24 \$5.72:	25-49 \$4.72:	50-99 \$4.57:	100+ \$4.47
--------------	--------------	---------------	---------------	-------------



**WHITE LEGHORN (LEG)**

White Leghorns are ideal for the production of large, high quality, white eggs. These pullets are early maturing and are noted for their lack of broodiness. They are also bred for their disease resistance, excellent feed conversion, and are noted for their adaptability to most conditions. We highly recommend our White Leghorns for any size of flock.

WHITE LEGHORN

Price per chick:

Unsexed: Each	25-49: \$2.61	50-99: \$2.46	100+: \$2.36
Pullets: Each	25-49: \$4.03	50-99: \$3.88	100+: \$3.78
Cockerels: Each	25-49: \$1.31	50-99: \$1.16	100+: \$1.06
(add \$1.00 per chick for orders of less than 25 of each sex)			

Allow 24" inches of feeder space for every 25 chicks and one gallon fount for 50 chicks

Growing your own layers??
We strongly recommend you have your layer chicks vaccinated against Marek's Disease.

**SEX-SAL-LINK BROWN (SSL)**

These are the hybrid brown egg layers. They are easy to raise and prolific producers of large, richly colored, brown eggs of excellent shell quality. They are quiet and friendly and easily trained to lay in their nests. They tend to settle for an early in the day lay, so 80% of your picking will be done by lunch time! They are also very clean in their nests so nesting material lasts! Good ventilation, dry bedding, good laying ration (18%) and controlled lighting are a MUST for peak performance! These are an excellent layer and a friendly bird.

SEX-SAL-LINK BROWN

Price per chick:

Unsexed: Each	25-49: \$3.24	50-99: \$3.09	100+: \$2.99
Pullets: Each	25-49: \$4.28	50-99: \$4.13	100+: \$4.03
Cockerels: Each	25-49: \$2.31	50-99: \$2.16	100+: \$2.06
(add \$1.00 per chick for orders of less than 25 per sex)			

Additional charges may apply if a confirmed order is changed or cancelled

WARNING!

Poor feed quality for hybrids may result in cannibalism & or egg eating. Hybrids require 18% protein

READY TO LAY PULLETS**White Leghorns & Sex-Sal-Link Browns**

Available at the age of 19 weeks. Our Ready-to-Lays are grown from day old chicks in controlled, sanitary conditions with a complete vaccination program and beaks treated. Most of the pullets are floor raised for easy adaptation to the small flock setting; i.e.,-resistance to Coccidiosis and pile ups (some pullets may be cage-raised). Birds must be picked up in Westlock as we are not able to ship grown birds. Crates are available with a deposit of \$200.00 per crate. These must be returned washed or there will be a \$12 charge per crate. Our RTL's are grown in batches. We confirm bookings approx. one month prior to pick-up from a first come first serve waiting list. Please contact us to be put on the no obligation waiting list. Payment is due and non-refundable when order and pick up time is confirmed. Not available through any agents.

Sex-Sal-Link Brown Layers	Price per bird	1-14 \$17.80	15-99 \$13.80	100 + \$13.05
White Leghorn layers	Price per bird	1-19 \$16.80	20-99 \$12.80	100 + \$12.05



WHITE TURKEY

The White Turkey is the top grower in big hearty birds. A tom at 20 weeks should weigh over 40lbs., while the hen will weigh 18lbs. in 16 weeks. Their white feathers make them very easy to clean.

**COCCIDIOSIS
VACCINE
for the organic
grower**

Each province has its own regulations for how many poults may be grown each year without quota. Be sure to check your provincial allowance. In Alberta, 300 turkeys are allowed per household. Note that a registration must be filled out for over 90.



White Turkey (Unsexed only)

Price per poult: 1-9: \$11.17 10-24: \$8.17 25-49: \$7.67 50-99: \$7.42 100+: \$7.22

Orlopp Bronze Turkey (Unsexed only)

Price per poult: 1-9: \$14.84 10-24: \$11.84 25-49: \$11.24 50-99: \$10.99 100+: \$10.79

Additional charges may apply if a confirmed order is changed or cancelled



ORLOPP BRONZE TURKEY

**Excellent Conformation, Superior Livability,
Beautiful Natural Feathering
An Heirloom Turkey - Quality & Taste**

You are going to be impressed with the growth rate! Growing faster and bigger than the Bronze of the past. Hens may grow up to 23lbs. in 20 weeks. Toms will grow up to 40lbs. in 20 weeks.

CHINESE RINGNECK PHEASANTS (PHEA) WEDNESDAY

The most loved of the meat pheasants in this part of the world. These Chinese descendents continue their popularity due to their good taste and fine looks. Pheasants should be butchered at 22 weeks & will weigh 1.5-2.5lbs. live. They are sold unsexed only and shipped on select **Wednesdays** at a minimum of 30 pheasant chicks.



Price per chick:

30-59: \$5.80 60-89: \$5.60 90 or more: \$5.40

30 pheasants: \$174.00 plus shipping

Call for 2022 hatch dates

HATCHING EGGS: FOR PICK UP IN WESTLOCK OR SHIPPED WITH CHICKS ONLY

For those of you that would like the joy of seeing new life as it emerges, we can supply a few types of hatching eggs. You can pick them up at the hatchery, or we can ship fresh eggs to you **by mail**, but they **must be with an order of chicks**. While we will ensure that we ship eggs with high fertility, due to the nature of hatching eggs, **we cannot be responsible for how they hatch. Additional freight charges of \$7.25/dozen apply.**

CHICKEN EGGS: Broiler, Leghorn, Sex-Sal-Link Brown, Rhode Island Red
Red Rock Cross or Red Sussex Cross. **\$27.00/dozen**

TURKEY EGGS: White Turkey **\$54.00/dozen** Bronze Turkey **\$77.00/dozen**
Sorry! Heritage Breed Hatching Eggs are NOT available for purchase.

PRE-INCUBATED: Eggs for schools **\$40.00/dozen**

White Leghorn eggs used for easy candling. These eggs come from breeding stock tested free of Salmonella Enteritidis. Pick up in Westlock and Edmonton only.

Now available in North America these outstanding birds are perfect for the backyard flock, with their unbeatable combination of excellent egg production and robust delicious meat production. A prime blend of tradition with modern expectation, our foundation stock comes from the Czech Republic. Here is a sensible solution to raising meat & eggs; the Columbian Rock, Barred Rocks and Rhode Island Reds are not only top quality, but sexable!

BARRED PLYMOUTH ROCK

(BARR):

The Barred Plymouth Rock is one of the oldest pure breeds. These are tasty, fat free birds, expected to produce up to 300 eggs. They are easy to raise and winter hardy. Note: Barred Rocks are the hardest to sex. *Chicks are black with a white spot on the head.*



COLUMBIAN ROCK (COLR):

These remain the heaviest of our dual purpose birds. They are a good choice for an all around bird with their sweet happy go lucky personality. Very good meat birds, lean, tasty and hardy. Keep a few over the winter for a fresh supply of eggs. *Chicks are yellow.*



RED SUSSEX CROSS (RSUX):

This cross produces a predominantly white rooster, which is easier for plucking. As with the Red Rock, there is an excellent balance between good meat, decent eggs and are very easy to handle and raise a flock. *Pullet chicks are red, while the cockerels are yellow.*



RHODE ISLAND RED (RIR):

The Rhode Island Red bird is an excellent hardy all around bird; producing rich dark brown eggs. Given the name of the state in which it was first bred, these deep coloured birds have progressed from simply a market bird to an important dual purpose bird with good egg production. *Chicks are deep orange.*



BARRED ROCK

COLUMBIAN ROCK

RHODE ISLAND RED

Price per chick, per sex, per breed:

Unsexed : Each	1-24:\$5.29	25-49 :\$4.29	50-99: \$4.14	100+:\$4.04
Pullets : Each	1-24:\$6.68	25-49: \$5.68	50-99: \$5.53	100+:\$5.43
Cockerels: Each	1-24:\$4.02	25-49: \$3.02	50-99: \$2.87	100+:\$2.77

RED SUSSEX

RED ROCK

Price per chick, per sex, per breed:

Unsexed : Each	1-24:\$4.54	25-49 :\$3.54	50-99: \$3.39	100+:\$3.29
Pullets : Each	1-24:\$5.68	25-49: \$4.68	50-99: \$4.53	100+:\$4.43
Cockerels: Each	1-24:\$3.51	25-49: \$2.51	50-99: \$2.36	100+:\$2.26



RED ROCK CROSS

(RROCK):

This traditional cross is a fine balance between egg and meat production. Roosters resemble a Barred Rock in size by weighing in at 6.5lbs, while the trim black hen with reddish chest weighs in at 5.5lbs.

Pullet chicks are solid black, while the rooster has a white spot on its head (same appearance as a Barred Rock).

On sexed orders
we guarantee
85% accuracy.

DUAL PURPOSE PACKAGES MINIMUM 25.

THESE WILL BE AN ASSORTMENT CONSISTING OF **ONE OR MORE** BREEDS WHICH HAVE NOT BEEN SOLD AS SPECIFIC BREED.

HATCHERY SELECTION FOR DISCOUNTED PRICE

Unsexed : Each	25-49: \$3.14	50-99: \$2.99	100+:\$2.89
Pullets : Each	25-49: \$4.28	50-99: \$4.13	100+:\$4.03
Cockerels: Each	25-49: \$2.11	50-99: \$1.96	100+:\$1.86

Dual Purpose Birds

*Have a traditional meat flavour and texture.
Butcher at 16-18 weeks for best results!*

Keeping birds for breeding? Allow one rooster for 8-10 hens. Have enough birds to keep your hen house warm in winter.

DUAL PURPOSE BREEDING STOCK


After our breeders will have been laying for 6-7 months, we offer them for sale.

HENS \$8.80

ROOSTERS \$17.60

Pick up mid August in Westlock only.

Heritage breeds have been selected for temperament as well as tolerance of the Canadian climate. We will do our best to give you a good selection of breeds in your packages, but we cannot guarantee that you will get all the breeds or guarantee show quality! **Heritage Breeds are hatched every WEDNESDAY, from March through June.** Minimum orders, for warmth, are 25 Chicks or 30 Pheasants (selected dates). Regular breeds also hatch on Wednesdays. This will allow you to order all your birds for the same day reducing shipping costs.



AMERAU CANAS

This American version of the Ameraucana has tail feathers unlike their rump-less ancestors. Not as big as our other breeds, it is a fine layer of quality large blue-green eggs. Their delightful beards & multicolours have kept it our most popular heritage breed for many years.



BUFF ORPINGTON

Brought to North America in the early 1800's. They have broad, smooth fitting feathers on their massive bodies. Excellent temperament, hardy winter birds, good layers with beautiful pale meat, makes this a top class dual purpose bird.



BLACK AUSTRALORP

The Australian equivalent of the Orpington. These are a docile bird despite the dominant black colour. Appealing round bodies with an upright 5 point comb. Excellent dual purpose bird.



BLUE ANDALUSIANS

Originally from Spain, the Andalusian has been bred in the United States and Great Britain. They are smallish, active, closely feathered birds that tend to be noisy and rarely go broody – roosters will weigh around 7lbs and the hen 5lbs. Ideally the plumage should be slate blue with delicate black lacing, but in lots of birds the blue can be various hues and the lacing can be lost. They tolerate heat better than the cold, but need shade to retreat to when it becomes too hot or humid. Colour of eggs is white.

**Did you know that a rooster will breed up to 40 times daily?
For happy hens keep your roosters to a ratio of 1:8-10 hens.**

**CUCKOO MARANS**

Marans were developed in France in the town of Marans during the mid 1800's. It is a dual purpose bird and is known for its deep chocolate brown eggs. The Cuckoo Marans have a black and white feather colour pattern similar to the Barred Plymouth Rock. Marans are typically calm and can be easy to train. Standard weights at maturity are: Roosters 7-8lbs. and Hens 6lbs.

**SPECKLED SUSSEX**

Is a lively yet docile breed that can adapt to any surroundings. They enjoy the presence of humans and make delightful pets. The breed frequently goes broody in the warmer months. They are good foragers and are generally a hardy variety for our cold climate.

HERITAGE BREEDS - BANTAM (WEDNESDAY)

All bantams are very sensitive to temperature -especially for the first 2 weeks. Their tiny bodies cannot hold the body heat like a Broiler. TLC must be provided and constant monitoring for the first 48 hours. We recommend **Turkey starter** for the first 8 weeks.



WHITE SILKIES These unusual birds are known for their black skin and hair-like plumage. Having a fifth toe is also an unusual trait. These birds date back to the days of Marco Polo and have remained popular as an excellent setter and for their friendly nature. The Whites are the quietest of the silkies.

GOLDEN LACED COCHIN BANTAM

Originally known as "Pekin" bantams these delightful birds arrived from China with returning soldiers around 1860. Cochins are heavily feathered down the shanks and toes and appear to be much larger than they actually are. They are very gentle, excellent setters, require little space and are absolutely beautiful to look at. Each feather is rich, golden-bay laced with lustrous greenish-black creating a broad oval with a golden bay center.

**Standard & Bantam**

Price per breed

1-5: \$15.80 each 6-14: \$10.15 each 15-24: \$8.65 each 25+: \$7.65 each

**95°F/35°C
required for
starting these
breeds
SEE PG 4-5**

BREEDING STOCK

At the end of each season when our breeding hens have been laying for 6 months, we sell them at a minimal cost. You may put your name on a waiting list for our Heritage breeders as early as January, without paying a deposit. These birds will be available for **pickup in Westlock only** on a date that will be set around the first 2 weeks of July.

Please be aware that breeders will look rough due to the breeding process. The birds will recover naturally by the end of 6 weeks. While we cannot guarantee availability, we will supply the birds in the order in which they are received.

PRICES FOR 2022 for each Heritage Breeders: HENS \$18.00 / ROOSTER \$26.00
This is your chance to get just pure bred hens!!!

These breeds have been selected for their uniformity, rate of lay, docile temperament and utilization as a good lean meat alternative! They are highly desirable for their longevity and hardiness despite our harsh weather extremes. Given the chance, they will not only all set, but will be with you for many years. We are unfortunately **unable to sex** these birds so we cannot be responsible for the rooster to hen ratio. The more you order of a breed the better the chance of balanced numbers-Most breeds hatch at 48% pullets.

Our vaccinated purebred parent stock produces excellent quality, lively chicks. All Heritage birds and Pheasants are **SOLD UNSEXED ONLY**. You can be sure that your chicks are strong and healthy - Our reputation depends on it. This stock has variable breed uniformity, therefore not considered show quality!

Additional charges may apply if a confirmed order is changed or cancelled.

HOW TO ORDER

YOUR CHOICE: * Price per chick per breed. You may order: Ameraucanas; Buff Orpington; Black Australorp; Speckled Sussex; Cuckoo Maran; Blue Andalusians; White Silkies Bantam; Golden Laced Cochin Bantam

1-5:\$15.80 each **6-14:\$10.15** each **15-24:\$8.65** each **25+:\$7.65** each

PACKAGES: Hatchery selection of one or more breeds of birds **not** booked for specific breed orders.

We make every effort to provide you with a mix of breeds available on your shipment date.

You may **not** choose the breeds with this package option. Minimum 10 for a package. Total order must equal 25.

There are **2 different packages; STANDARD** (Standard) or **ALL BREED** (Standard + Bantam)

10-24:\$7.65 each **25+:\$6.90** each (no guarantee of no. of breeds/varieties)

IMPORTANT: Heritage birds and pheasants are hatched on Wednesdays. This will allow you to order all your birds for the same day reducing shipping costs.

Although Beak Treatment is available for the standards heritage birds, we do not recommend it.

SERVICES

Marek's Vaccine (M): Available for **Standard** heritage breeds only \$20.00 Min. add 20c per bird over 100

Beak Treatment (BT): Available for **Standard** heritage breeds only \$22.00 Min. add 22c per bird over 100

Coccidiosis Vaccine (C): Available for **all heritage** breeds \$20.00 Min. add 20c per bird over 100

Shipping: \$30.00 Min. add 30c per bird over 100 Shipping by **Air:** actual cost plus **+\$15 handling**

FOR SHIPPING PURPOSES, ORDER MUST COME TO MINIMUM OF 25 BIRDS

Quantity	Breed or Package (Unsexed Only)	Price per Chick	Services M/BT/C	Shipping	Total

Name: _____ **Address:** _____

Province: _____ **Postal Code:** _____ **Phone No. (____)_____**

VISA/Mastercard: _____ **Expiry Date:** _____ **CVV:** _____ **Signature:** _____

Breeding Stock is available at the end of the spring season; \$18 per Hen; \$26 per Rooster. Pick up will be in Westlock around the beginning of July. No Minimum order. The hens tend to be quite bald from breeding but quickly recover with some TLC! Orders are booked from our waiting list, and non-refundable payment in full is due at the time of booking.

This is your chance to get the hens you really want! These birds get booked up very quickly, so get your name on the waiting list!

HOVABATOR INCUBATORS - All of the Hovabator Incubators have Styrofoam construction, an easy to maintain plastic liner with water channels for humidifying, and a turbofan that circulates air and eliminates any hot and cold spots. Without a turner each model holds up to 50 duck/chicken eggs, 40 turkey, 90 pheasant or 130 quail eggs. Includes a thermometer for temperature monitoring. Highly reliable for an economical incubator, with a proven track record. Losing one set of eggs would more than offset the cost of buying cheaper similar incubators.

CIRCULATED AIR

12v DC power supply operates on 100-240AC. This model has two small windows and a wafer thermostat. (2365) **\$153.20**



PICTURE WINDOW

Large triple plated plastic full window for easy classroom viewing.(110V) Controlled with a wafer thermostat. (1583) **\$165.80**



ELECTRONIC THERMOSTAT LCD DISPLAY

Simply plug it in, add water and eggs! It is pre-set for bird eggs, so there is no adjustment to make, & you enjoy consistently great hatches. The LCD will display set temperature, actual temperature and humidity % in both Fahrenheit and Celsius. Includes picture window and 12V DC power supply that operates on 100-240AC. (1588) **\$241.50**



AUTOMATIC EGG TURNERS FOR HOVABATOR INCUBATOR

For best results, eggs need to be turned at least 3-4 times/day. The addition of an automatic turner makes this task less demanding. The turner holds up to 6 interchangeable racks. The universal racks will hold 41 eggs ranging in size from partridge to duck. Quail racks hold 120 eggs. All turners fit in all Hovabator models.



Turner with Universal & Quail racks (1610) \$81.00
Turner with Universal racks (1611) \$68.90
Turner with 3 Large Egg racks (12 eggs) (1614) \$68.90
Universal racks only (1696) \$21.60
Quail racks only (1686) \$21.60

REPLACEMENT PARTS:



Bottom with Liner (1766) \$33.70
Plastic Liner Only (1765) \$13.60



12 volt adaptor for electronic hovabator (1735) \$45.40



Heater/Fan for 1588 (1749) \$69.00



Turbo Fan - Complete (2364) \$54.40



Temperature Adjustment Screw (3161) \$2.60
Thermostat Microswitch (3006) \$15.30
Thermostat Wafer for Incubator (3007) \$12.70
Thermostat Switch Complete (3122) \$37.60



Turner Motor with Cord (1655) \$43.10



Power Failure Alarm (8380) \$33.60



Plastic Thermometer for Hovabator (1825) \$8.30



Pilot Light (3017) \$9.00



PLASTIC GRID FLOOR (1649) \$12.60



Electronic Thermostat (3255) \$143.60



Heating Element (1645) \$40.90



LCD Thermostat for 1588 (1781) \$109.10

For the serious enthusiast the **Sportsman Incubators** are the economical answer. These large capacity incubators provide forced air circulation, dual thermostats for backup, automatic turning every 2 hours, and an easy to read dial thermometer/hygrometer.

THE SPORTSMAN

INCUBATOR: This incubator has 3 egg "setting" trays that turn and one "hatching" tray that does not. This permits a rotational setting of 1 tray of chicken eggs per week while hatching one tray per week. Each tray holds 400 quail, 135 chukar or pheasant, 70 large chicken or 47 goose eggs. With electronic control (1502E) **\$1,360.80**



THE SPORTSMAN HATCHER:

For improved results and better sanitation, hatcheries use a separate "setting" and "hatching" system. The eggs are incubated for 18 days in an incubator with turning trays, and then moved to a separate hatching unit, where the trays do not turn, to complete the hatching process. This allows the setters to be kept relatively clean, while the hatchers can be cleaned after each hatch. An added advantage is that if you are incubating different species together, the higher humidity required for hatching is easier to manage without affecting other incubated eggs. You may also hatch more eggs at one time. With electronic control. (1550E) **\$1,275.20**



REPLACEMENT PARTS FOR THE SPORTSMAN

Turner Motor	(3022S)	\$107.90
Electronic Thermostat	(SPA3)	\$143.60
Dial Thermometer/Hygrometer	(SPA4)	\$41.90
Heating Element (complete)	(SPA5)	\$32.90
Turner Timer & Switch	(SPA6)	\$51.50
Pilot Light	(SPA7)	\$9.00
Fan Motor	(SPA8)	\$121.70
Wicks (set of 2 for dial hygrometer)	(SPA9)	\$4.00
Toggle Switch	(SP10)	\$15.80
Fan Blade only (prior 2007)	(SP11)	\$17.25
Auto Turner Complete	(SP12)	\$259.30
Power Failure Alarm	(SP14)	\$33.60
Thermostat micro switch	(3006)	\$15.30
Heating element alone	(SP15)	\$12.40
Digital Hygrometer/thermometer	(3520)	\$36.30

*Spare parts Kit: Includes Thermostat switch (complete) and Turner Timer & Switch Mechanism. (SP13) **\$88.90**



Automatic Humidity For Sportsman:

Consists of 5 Gal. Reserve tank, connecting hose, with quick disconnect coupling and constant level humidity pan with 2 humidity pads, for increased humidity at time of hatch. For all GQF Cabinet Incubators. (SAC2) **\$80.40**



SPORTSMAN PLASTIC EGG RACKS

(sold as set of 6 , 2 racks fit per tray)

Duck, Turkey and large chicken		
162 egg capacity	(SAC3)	\$88.70
Universal 270 egg capacity	(SAC4)	\$104.00
Quail 540 egg capacity	(SAC5)	\$85.60
Pheasant 354 egg capacity	(SAC6)	\$83.60



MINI DOME INCUBATOR:

A handy little incubator for a thrilling experience for kids. No thermostat control. Must be kept in a warm room with no drafts. Capacity 2-4 eggs.

Special \$21 (MI01) ~~\$41.40~~

It is important to know what year your sportsman was built before ordering parts. Some parts were changed in 2008 & 2013

Parts are available for all ages of models

BROODER SUPPLIES



BROODER THERMOMETER:

(Hanging) is an essential part of your temperature control. Wide red indicator with suggested temperature markings by week. (BR01) **\$12.00**

Never guess the temperature. A thermometer is essential.



BROODER GUARD

35' x 18" Keeping young chicks from straying far from the brooder for 7-10 days is important. Brooder guard keeps them safe, reduces drafts and pileups in the corners. (BR03) **\$16.90**



INFRA RED HEAT BULB

2 per pack, 250 watt-110 volt Multi purpose heat bulb. (BR08) **\$27.50**



BROWER



KUHL

4 LAMP BROODERS:

Supplies enough heat for 325 chicks or 250 poults. Two stage thermostatic control turns heat bulbs on/off in stages to give even heat at chick level. Has porcelain socket, cord plug and reflector guard. Bulbs sold separately


Brower (BR07) \$242.50
Kuhl (BR13) \$144.40

SINGLE LAMP BROODER:

This infrared electric brooder will supply enough heat for 80 chicks or 50 poults. Has porcelain socket, safety cord, and baked enamel reflector guard. Bulb not included. (BR05) **\$39.90**

SINGLE LAMP BROODER WITH HIGH/LOW/OFF SWITCH:


Bulb not included. (BR06) **\$52.10**



Products may not look exactly as shown

GAS BROODER:

(Natural Gas or Propane) Thermostatically controlled fuel efficient gas brooder heats up to 1000 chicks. The pilot is draft resistant and the gas valve has an automatic safety shut-off. (BR04) **\$543.70**



CHICK AND QUAIL BROODER: An electric brooder for baby poultry or quail. Capacity 125 day-old chicks and up to 50 four-week olds. Quail capacity-100 to fourth week. Use in any building where temperature does not fall below 60°F. Sliding poly mesh door panels on front and one side. Includes 3 liter poly bottle drinker and 580 cubic inch capacity feeder. Both feeder and drinker fill from outside. Drinker trough is self-cleaning. ½" PVC coated wire floor. Dropping pan easily removed for cleaning. Thermostatic control, 500 watts. Overall size-32"W x 38"L x 12"H. 110V ac only.

GQF Brooder (BR18) \$427.30

WATERERS

PLASTIC CHICK WATERERS: These easy to clean, durable waterers are perfect for starting chicks.



4L / 1 GAL FOUNT
Wide Base - up to 60 chicks,
Easy nesting storage

JAR (WS10) \$4.30
WIDE BASE (WS11) \$4.90



4L / 1 GAL FOUNT
Screw on - up to 50 chicks

JAR (WS06) \$4.70
BASE (WS07) \$4.70
QUAIL BASE (WS08) \$6.10



1L FOUNT
Up to 15 chicks

JAR (WS02) \$2.50
WIDE BASE (WS03) \$2.30
QUAIL BASE (WS04) \$2.30




POP BOTTLE WATERER
"Through the cage" watering uses a pop bottle. Includes spring to hold the bottle to the cage

POP BOTTLE (WS12) \$3.20



POULTRY NIPPLES
(4/pack) simply screw these into the base of a bucket and you have an easy to use inexpensive hanging waterer.
(PPWN-4) **\$11.30**



AUTOMATIC WATERING BOWLS: Work with high pressure or gravity system. The bowl is durable hard plastic. The standard brass valve makes the bowls interchangeable. Attach to a standard ½" pipe. Parts are also available. Choose from these 3 bowl sizes:

A. King Size Fount (1.5 Quart Bowl) (WA01) **\$57.40**
 B. Poultry Fount (WA02) **\$45.80**
 C. Baby Chick Fount (Shallow Bowl) (WA03) **\$46.10**



POULTRY DRINKING CUPS USED (4085)
\$4.00 each
 Different styles.



FLOATING DE-ICER: Keeps waterers ice free even in extreme cold. Thermostatically controlled to cut out at 15°F. 1500 W (WP03) ~~\$70.00~~
 Special Offer **\$50.55** while supplies last.



PRESSURE REDUCER: 0-10 lbs.
 (WP01)...**\$91.50**




SUBMERSIBLE DE-ICER:
Safe in plastic, good for pails and founts. Thermostatically controlled

250W (WP04) \$103.60
500W (WP05) \$111.60



ELECTRIC FOUNT BASE HEATER:
Set your waterer on this base to eliminate frozen water problems. Thermostatically controlled to keep your water at 50°F. This low power heater is not recommended for outside use in extreme cold, or use with plastic. (WP02) **\$99.50**



Bracket Mounts:
 Wall Mount (2500-BKT) **\$20.50**
 Free Standing (2500-stand) **\$26.50**

LARGE CAPACITY WATERERS: These well constructed founts ensure a clean steady supply of water to your birds, while reducing the number of refills. Suitable for chicks as well as mature birds. Available in Galvanized metal and plastic.



- 2 Gallon** (Up to 20 mature birds) Galvanized (WB05) **\$37.30**
3 Gallon (Up to 45 mature birds) Galvanized (WB06) **\$49.30**
5 Gallon (Up to 75 mature birds) Galvanized (WB07) **\$57.70**
8 Gallon (Up to 100 mature birds) Galvanized (WB08) **\$72.10**
3 Gallon (Up to 45 mature birds) Plastic (WB13) **\$61.40**
5 Gallon (Up to 100 mature birds) Plastic (WB14) **\$69.70**
7 Gallon (Up to 100 mature birds) Plastic (WB10) **\$80.00**



Replacement Parts for plastic waterers
Handle: Seal:Black cap



AUTOMATIC HANGING WATERERS:

This low pressure automatic hanging waterer provides continuous fresh water for up to about 100 birds, and helps keep the litter dry. Easily adjust the height as your birds grow. Several can be used in a house with a single low pressure line, requiring only one pressure reducer, or this waterer can be hooked up to a gravity flow system without a reducer.



3.5 Gallon pail - up to 50 mature birds (WB01) **\$9.00**

Bases - for above (WB03) **\$27.90**



BELL WATERERS: (Plasson)

Chicken (as shown) (WA09) **\$144.20**

Turkey (not shown) (WA29) **\$172.60**

BELL WATERERS PARTS

Have your parts reference ready when you order

Clip CFD-4105-2	\$2.00	Water Level Adjuster CFD-4111	\$3.60
Cond Adjuster CFD-4106-1	\$1.20	Lock Nut CFD-4112	\$2.00
Union 1/4" CFD-4104	\$3.30	Mechanism Spring CFD-4113	\$2.60
Mechanism Cap CFD-4107	\$7.60	Valve Assembly Complete CFD-4124	\$9.80
O-Ring CFD-4108	\$2.80	Saddle Connector with On/Off Switch RCT-64M	\$17.30
Filter Element CFD-4109	\$2.90	Bottle Hanger CFD-4121	\$10.40
Mechanism Pipe CFD-4110	\$10.80	Complete Mechanism CFD-4123	\$46.70

FEEDERS

TROUGH FEEDERS:



48" Galvanized Feeder
 (FE48) **\$32.00**



24" Anti Roost Reel
 (FE02) **\$10.00**




24" Slide Top Galvanized Feeder (FE14) **\$9.30**

36" Galvanized Feeder
 (FE04) **\$31.50**



20" Flip Top Plastic Feeder
 (FE15) **\$8.60**



Plastic Chick Feeder Tray

The ideal way to start day old chicks; use for up to 7 days
 (FE05) **\$3.80**

HANGING FEEDERS:

These feeders are designed for easy feed flow while eliminating feed wastage by the birds. Three adjustable feed depths allow for the depth of the feed to be decreased as the chicks get older. The 16lb. feed tube is good for 30-40 birds. The 30lb. feed tube is good for 40-60 birds.



30lb Feed Tube and Pan
 (FE09) **\$47.80**

16lb Feed Tube and Pan
 (FE13) **\$33.80**



Galvanized Feed Scoop

Durable large capacity scoop
 (FE06) **\$22.80**



Round Galvanized Chick Feeder (FE08) **\$4.30**
Round Plastic Chick Feeder (806) **\$5.50**
JAR (WS02) **\$2.50**



50lb Galvanized feeder (FE50) **\$52.30**

30lb Galvanized feeder (FE30) **\$35.00**



EGG WASH DETERGENT - Non-Foaming

Specially formulated to clean and sanitize with fast drying action in the turbo egg washer. A heaping tablespoon will clean up to 3 full baskets.

500g (EG01) \$9.90
5kg (EG02) \$42.10
10kg (EG03) \$73.00
20kg bag (EG11) \$99.20



KLEEN EGG TURBO AIR-WASH: The solution to cleaning large quantities of eggs. Plug in, add egg detergent to the water and attach to your air compressor. The heating element heats the water. Gather the eggs into the basket and place it directly into the washer. The air keeps the water in motion and leaves you with clean eggs in 3-5 minutes. Complete with one egg basket. (EG07) **\$515.00**

Additional basket (EG08) \$34.50



NEST EGGS: Nest eggs help to entice the birds to lay where you want them to and help eliminate floor laying. The plastic nest eggs are easy to clean. Sold by the dozen. Available only in white colour.

PLASTIC NEST EGGS (EG05) \$8.40



EGG SCALE: This easy to use scale lets you grade eggs by weight. Adjustable screw stop allows grading out one size at a time. (CES) **\$59.10**



EGG CARTONS:

One dozen styrofoam, 200 per bundle. (EG12) **\$95.60**




EGG CARTONS:

One dozen pulp, 250 per bundle. (ECP-12A) **\$95.00**



FIBER EGG FLATS:

30 eggs per flat, 140 per bundle. (EG13) **\$33.50**



15 DOZEN EGG BOXES:

Plain, no print. (EG14) **\$2.30** Each



EGG SANDER:

Padded holder is gentle on eggs. (EG09) **\$7.80**



EGG BRUSH REFILLS: (EG10) **\$2.90**



EGG CANDLERS: An egg candler is indispensable for detecting blood spots, freshness (by the size of the air cell), and the presence of an embryo in hatching eggs during incubation. Brown eggs do not candle well.

COOL LIGHT EGG CANDLER: Small and light weight with a 5 foot cord allowing you to candle incubating eggs with out risking breakage. (9046) **\$23.50**



ROLL-A-WAY NEST: The eggs just roll beneath a covered part of the sturdy wire baskets keeping your eggs clean and safe! No straw or shavings required after training period! The roost bar can be raised at night to close the nest to keep it clean. The nest holes are designed for leghorns as well as larger breeds. **Allow one nest hole for every 5 hens.** We do not recommend roll-a-way nests to be used in combination with conventional nest boxes in one coop. Some assembly is required. Sold unpainted.

WOOD 10 HOLE ROLL-A-WAY: Good for up to 50 hens. (EG15) **\$481.20**

WOOD 4 HOLE ROLL-A-WAY: For up to 20 hens. (EG16) **\$240.60**

METAL 10 HOLE ROLL-A-WAY: Not shown. (MRF-10-RAW) **\$689.50**

6 HOLE PLASTIC NEST:

The lids, front and back partitions and perches are plastic and therefore greatly reduce the risk of bugs and make the entire nest very easy to keep clean. Highly durable and well ventilated. It is 36" wide and has galvanized sides & brackets. (P-6HN) **\$345.30**



POUL-VITE: This is a water soluble vitamin powder containing biotin that will supply a good supplementary source of vitamins. It is indicated for use in poultry to give starting chicks and poults a head start (first 4 days), and to supplement chickens and turkeys in cases of reduced food intake. Mix 1/2 tsp. per gallon water. (PVITE100G) **\$7.00**



DISPOSABLE COVERALLS:

It is critical to have good bio-security even with a small flock!

Disposable Coveralls (MI18)
Disposable Boot Covers pairs (MI43)



STOP-PICK: While this will discourage birds from picking the treated bird, it should not be spread on an open wound since it contains cayenne pepper! 170ML (SP-170) **\$17.70**



NOT recommended for open wounds! Use Vaseline!

ELECTROLYTES PLUS:

A water soluble multi-vitamin and electrolyte mixture for livestock that can help in stimulating appetite during periods of stress conditions. 400g. (ELP-400G) **\$18.50**



Thoroughly disinfect your barn between flocks and allow time to dry.

An ounce of prevention is worth a pound of cure.



FOOT BATH

24"x32" Rubber Finger Mat. Holds approx. 2 litres disinfectant. Easy to clean. (FBS) **\$144.10**

VIRKON: The ultimate antiviral disinfectant. Even used in hospitals. The 50 gram pouches make a 5 litre solution for final disinfection after cleaning; Perfect for small facilities - This non-irritating disinfectant can be used around humans and animals. (MI16) **\$6.90**



LIQUID VITAMIN A-D-E:

Concentrated liquid that contains fat soluble Vitamins A, D3 and E in a unique water soluble liquid ensuring a uniform dose delivery in the drinking water. 425ml. (ADE425) **\$38.20**



MOUSE/RAT BAIT: The perfect weather proof bait for mice and rats. **KEEP AWAY FROM PETS**

Each box makes 8 baits. 454g (MI44) **\$16.20**

Small Packet. 43g Rat/Mouse Pellets (MI41) **\$2.00**



REPEATER MOUSE TRAP: No bait mouse trap is easy to use (MI54) **\$10.60**

Mice are ideal carriers of unwanted diseases from the outside of the barn to the interior!



FLY RELIEF DISPOSABLE BAG:

Attract and kill flies safely. Special attractants work wonders without the use of insecticides making this product an environmentally safe control. This 1 gallon trap comes with a 4oz bottle of attractant. (MI52) **\$16.00**



PEEPERS WITH PINS: In plastic pouch, 25/pkg. (MI03) **\$11.50**



BEAK GUARDS WITH PINS: In plastic pouch, 25/pkg. (MI02) **\$11.50**



PHEASANT HOODS WITH PINS: In plastic pouch, 25/pkg. (MI04) **\$11.50**



PLIERS: Standard economy plier for use with C-Clips for connecting netting or Peepers and Hoods. (MI06) **\$30.18**



FOGMASTER TRI-JET 120V

FM-620810 **\$569.90**

REDUCE RISK OF DISEASE TRANSMISSION WITH FLIGHT NETTING!

Keeps unwanted wild birds and predators from contact with your flock.
Available in various sizes. Call us for more information.

LEGBANDS (Bags of 50) & **BANDETTES** (BOXES OF 25)

	CHICKS, QUAILS & PIGEONS	BANTAMS GUINEAS	LEGHORNS PHEASANTS	HEAVY BREED CHICKENS	DUCKS	GEESE, TURKEY HENS	LARGE GEESSE TURKEY TOMS
SIZE	5/16"	7/16"	9/16"	11/16"	3/4"	7/8"	1"
LEGBANDS	\$10.50	\$11.50	\$11.50	\$12.00	\$12.50	\$14.00	\$14.50
BANDETTES	N/A	N/A	\$29.30	N/A	N/A	\$46.00	N/A



Legbands

Numbered Bandettes
(Limited Quantities)**POULTRY PROCESSING****FEATHERMAN PRO
PLUCKER**

1 hp motor, 15:1 speed reducer for more power, tub & housing constructed of high density UV resistant food grade molded plastic, knee high waterproof switch, ultra soft plucking fingers. Capacity of 3 to 50 pounds of birds, optimum 30 pounds. Tub diameter: 22 inches, height: 33 inches, footprint: 25 x 28 inches, weight: 125 lbs. Made in USA. (PRO-P) **\$2,769.50**



Turkey Plucker (PRO-T) \$3,640.30

FEATHERMAN SCALDER

16 gauge stainless steel, 100,000 BTU propane burner, temperature control within a five degree range, 40 gallon water capacity, sized to scald four birds at a time. Made in USA (PRO-S) **\$2,926.10**



Dunker/Shackle (PRO-DS) \$712.10

\$50 DISCOUNT ON SCALDER/PLUCKER COMBO



CHAMPION POULTRY CRATES - 38"x22.5"x10" (CRATES-WQ)
1-5 pieces **\$80.60** Each
6 or more pieces **\$72.50** Each

When buying started birds from us you may borrow these crates. A deposit of \$200 per crate is required.



PLUCKER KIT: This kit has all the hardware you need; just add a cabinet and a motor. Includes 7" diameter steel drum, 28 plucker fingers, shaft and bearings, 2 pulleys, and V-belt. (MI30) **\$273.20**

PLUCKER MOTOR only (PP-M) \$239.90

Purchase New Motor with a Plucker Kit. \$224.90

USED MOTOR - 1/2 hp. weather resistant motor suitable for plucker **\$120.00**

PLUCKING FINGERS:

3" OR 5" (Each) Medium (MI32/34) \$2.00

LUNG REMOVERS:

Turkey (T-LUNG) \$91.80

Chicken (M-LUNG) \$81.40



QUICK PLUCK: Specially formulated to ease feather picking. Will do up to 200 birds. 340g (MI40) **\$7.40**

KILLING CONES:

Helps avoid bruising the birds. Less mess.

CHICKEN SIZE (MI26) \$39.80

TURKEY SIZE (MI27) \$67.70

CHICKEN LEG CATCHER

(not shown) (MI28) \$10.85

KILLING KNIFE




(not shown) (MI29) \$39.90



**STOREY'S BOOKS**

Guide to Raising:

Dairy Goats	\$34.95
Ducks	\$29.95
Chickens	\$34.95
Pigs	\$34.95
Poultry	\$29.95
Rabbits	\$34.95
Sheep	\$34.95
Turkeys	\$29.95
Llamas	\$29.95

Storey's Illustrated Guide to Poultry Breeds **\$34.95**Reinventing the chicken coop (not shown) **\$26.95**American Standard of Perfection **\$23.75****Mini Books Each** (not Shown)Building Chicken Coops **\$5.95**Chick Embryo Development **\$5.00**Guide to Better Hatching **\$16.00**The Chicken Health Book **\$37.95**Chickens for the backyard homesteader **\$16.95**Raising Amazing Chicks **\$24.99**

Your Puppy & Your Horse

Sale while supplies last. Reg. **\$19.95** **Sale \$10.95**

Ideal for the young enthusiast!!

**How to build Books**Whizbang Chicken Scalding. **\$31.50**Mechanical chicken plucker **\$31.50**

PLACE YOUR EQUIPMENT ORDERS DIRECTLY WITH SEVEN OAKS MANUFACTURING
CALL TOLL FREE 1-800-661-6991 OR FAX 780-349-6691

**LOCKING COMBI EXTREME****CLASSIC COMBI EXTREME**

- Opens and closes using the timer and/or light sensor.
- Configurable fail-safe timer for light sensor – closes door at the set time even if it is still light.
- Easily adjustable light (LUX) sensitivity when using the light sensor.
- Manually open & close with the simple press of the button.
- Fully featured LCD display for ease of use.
- Powered by 4 x AA batteries (included) or electric powered via USB (cables not included).
- Door closed indicator visible up to 100 metres away.
- All in one design, Long Battery life with low battery warning.
- Low maintenance.
- No complicated wiring or cabling.
- No minimum or maximum door heights.
- 4kg/8lb door lifting capability.
- Made in UK.
- You can build your own door assembly or purchase with an aluminum door kit (Classic or Self Locking).

Extreme Door Opener CG Extreme	Classic Combi Extreme CG-COMBI-XCO	Locking Combi Extreme CG-COMBI-XSLD
CG \$272.31	\$334.81	\$352.67



2022 Price List and Order Form

Name: _____ Home Phone #: _____
 Address: _____ Cell Phone #: _____
 _____ Agent/Ship to Destination: _____
 Postal Code: _____ Requested Hatch Date: _____
 e-Mail: _____ Please check confirmation for booked hatch date.
 Method of Payment: Visa MC Cheque e-Transfer
 Visa/MC #: _____ Exp.: ____/____ CVV: ____
 Signature: _____

Regular Breeds	Per chick	1-24	25-49	50-99	100+	MAR	COC	BT	Quantity	Cost
Broilers / Cornish Rock Giants	unsexed	\$ 4.08	\$ 3.08	\$ 2.93	\$ 2.83					
	pullets	\$ 4.68	\$ 3.68	\$ 3.53	\$ 3.43					
	cockerals	\$ 4.38	\$ 3.38	\$ 3.23	\$ 3.13					
Western Rustic	unsexed	\$ 5.72	\$ 4.72	\$ 4.57	\$ 4.47					
Cornish Game Hens	pullets	\$ 4.68	\$ 3.68	\$ 3.53	\$ 3.43					
Leghorn	unsexed	\$ 3.61	\$ 2.61	\$ 2.46	\$ 2.36					
	pullets	\$ 5.03	\$ 4.03	\$ 3.88	\$ 3.78					
	cockerals	\$ 2.31	\$ 1.31	\$ 1.16	\$ 1.06					
Sex-Sal-Link Brown	unsexed	\$ 4.24	\$ 3.24	\$ 3.09	\$ 2.99					
	pullets	\$ 5.28	\$ 4.28	\$ 4.13	\$ 4.03					
	cockerals	\$ 3.31	\$ 2.31	\$ 2.16	\$ 2.06					
Barred Rock, Rhode Island Red, & Columbian Rock	unsexed	\$ 5.29	\$ 4.29	\$ 4.14	\$ 4.04					
	pullets	\$ 6.68	\$ 5.68	\$ 5.53	\$ 5.43					
	cockerals	\$ 4.02	\$ 3.02	\$ 2.87	\$ 2.77					
Red Rock Cross & Red Sussex Cross	unsexed	\$ 4.54	\$ 3.54	\$ 3.39	\$ 3.29					
	pullets	\$ 5.68	\$ 4.68	\$ 4.53	\$ 4.43					
	cockerals	\$ 3.51	\$ 2.51	\$ 2.36	\$ 2.26					
Dual-purpose assortment	unsexed	n/a	\$ 3.14	\$ 2.99	\$ 2.89					
	pullets	n/a	\$ 4.28	\$ 4.13	\$ 4.03					
	cockerals	n/a	\$ 2.11	\$ 1.96	\$ 1.86					

Turkeys	1-9	10-24	25-49	50-99	100+	MAR	COC	BT	Quantity	Cost
White Nicholas Turkeys - Unsexed	\$ 11.17	\$ 8.17	\$ 7.67	\$ 7.42	\$ 7.22	N/A				
Orlopp Bronze Turkeys - Unsexed	\$ 14.84	\$ 11.84	\$ 11.24	\$ 10.99	\$ 10.79	N/A				

Services	Minimum Charge	Cost/chick		Cost
Mareks Vaccination	\$20.00	\$0.20	Brooding is only available for chicks that will be picked up at the Hatchery. We are unable to ship started birds. Maximum 10 days.	
Coccidiosis Vaccination	\$20.00	\$0.20		
Brooding (price/chick/day)	\$20.00	\$0.20		
Beak Treatment	\$22.00	\$0.22		
Shipping: (see requirements below)	\$30.00	\$0.30		
Half Price Brooder Thermometer	Available with chick purchase for \$6.00 (Limit 1 per order)			
GST/HST/PST	Taxes will be added as applicable			

Although we make every effort to have our birds in stock, at times some breeds will not hatch as expected. If we do not have enough of a particular breed, may we substitute a breed of equal or greater value? If you select "No", your order may be delayed or may ship without the birds of which we are short. If we do ship without those birds, we will refund the cost of those birds and may need to add filler birds to meet the minimum shipping requirements. **Yes ___ No ___**

Minimum requirements for shipping is 25 chicks/poults, or 20 poults.

Shipping will be by mail, courier or air.

Air freight = billed amount plus **\$15.00** handling

Changes made after booking may incur charges!

All sales are F.O.B. Westlock, AB

ROCHESTER HATCHERY

9420 - 109 Street,
Westlock, Alberta T7P 2R4
Telephone: (780) 307-3622 Fax: (780) 307-3623

TOLL FREE ORDER LINE: 1-888-698-3965

EMAIL: customerservice@rochesterhatchery.com

WEBSITE: www.rochesterhatchery.com



POSTMASTER - If addressee has moved please leave catalogue with another farmer.

SPRING HOURS: MON-FRI 8:00 am - 5:00 pm MST

Our Local Retailers Are:

ALBERTA

BROOKS

EAST ANGLIA PET &
LIVESTOCK SUPPLY
(403) 362-3296

PROVOST

PROVOST PETS &
LIVESTOCK SUPPLY
(780) 753-2066

CROSSFIELD

CENTRAL ALBERTA
CO-OP - CROSSFIELD
(403) 946-4747

RED DEER

CENTRAL AB
CO-OP - RED DEER
(403) 341-5600

ECKVILLE

CENTRAL ALBERTA
CO-OP - ECKVILLE
(403) 746-2011

RIMBEY

JEMCO FEEDS &
SUPPLIES
(403) 843-3000

INNISFAIL

CENTRAL ALBERTA
CO-OP - INNISFAIL
(403) 227-4999

ROCKY MOUNTAIN HOUSE

ROCKY FEED
SOLUTIONS
(403) 845-7766

LA CRETE

HORIZON FEED &
FARM SUPPLY LTD.
(780) 928-4444

SPRUCE VIEW

CENTRAL ALBERTA
CO-OP - SPRUCE
VIEW
(403) 728-3209

MEDICINE HAT

MEDICINE HAT
FEEDING COMPANY
(403) 526-2707

SUNDRE

DOUGAN'S FARM &
FEED SUPPLY
(403) 638-3959

NEERLANDIA

NEERLANDIA CO-OP
(780) 674-3020

WINFIELD

WINFIELD FEED &
FARM SUPPLY
(780) 682-2493

PINCHER CREEK

PINCHER CREEK COOP
(403) 627-3606

BRITISH COLUMBIA

ABBOTSFORD

BUCKERFIELD'S -
ABBOTSFORD
(604) 556-7477

BLACK CREEK

BLACK CREEK FARM &
FEED SUPPLY
(250) 337-8922

BURNS LAKE

P&B FEEDS N NEEDS
(250) 692-3276

CASTLEGAR

BLUE BARN PET &
HOBBY FARM
(778) 460-2583

CHILLIWACK

THE MILL STORE
(604) 792-0678

CLEARWATER

NORTH VALLEY
SUPPLY LTD
(250) 674-3386

COURTENAY

TOP SHELF FEEDS
COURTENAY
(250) 897-3302

DAWSON CREEK

DAWSON CO-OP
UNION
(250) 795-2013

DUNCAN

BUCKERFIELD'S -
DUNCAN
(250) 748-8171

KAMLOOPS

THE HORSE BARN
(250) 374-3511

KELOWNA

BUCKERFIELD'S -
KELOWNA
(250) 860-2346

LANGFORD

BUCKERFIELD'S -
LANGFORD
(250) 940-4499

NANAIMO

BUCKERFIELD'S -
NANAIMO
(250) 753-4221

PARKSVILLE

BUCKERFIELD'S -
PARKSVILLE
(250) 248-3243

PRINCE GEORGE

OSPIKA PET & FARM
SUPPLIES
(250) 563-1993

QUESNEL

FOUR RIVERS
CO-OP - QUESNEL
(250) 992-7274

ROCK CREEK

FREEMAN'S COUNTRY
SUPPLY
(250) 446-2899

SAANICHTON

BUCKERFIELD'S -
SAANICHTON
(250) 652-9188

SALMON ARM

BUCKERFIELD'S -
SALMON ARM
(250) 832-8424

SMITHERS

SMITHERS FEED
STORE
(250) 847-9810

TERRACE

BLUE BARN PET &
HOBBY FARM
(250) 635-2583

TLELL

RANCH FEEDS
(250) 557-4276

VANDERHOOF

FOUR RIVERS
CO-OP - VANDERHOOF
(250) 567-4464

WEST KELOWNA

BUCKERFIELD'S -
WEST KELOWNA
(250) 768-8870

WILLIAMS LAKE

BEAVER VALLEY
FEEDS
(250) 392-6282

WITHOUT A LOCAL AGENT?
TRY THE MAIL!
WE GUARANTEE 100% LIVE DELIVERY

COPYRIGHT©2022